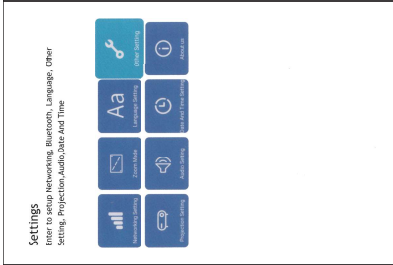

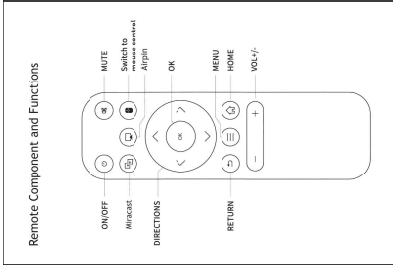
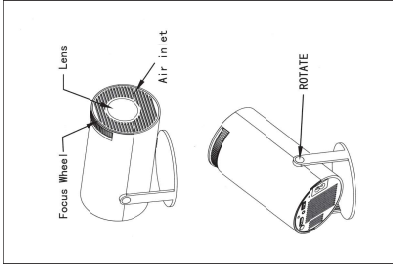
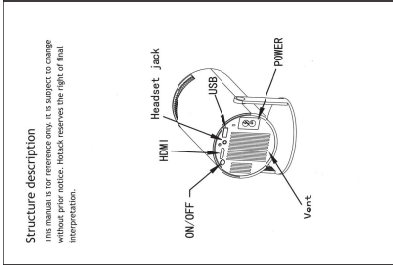




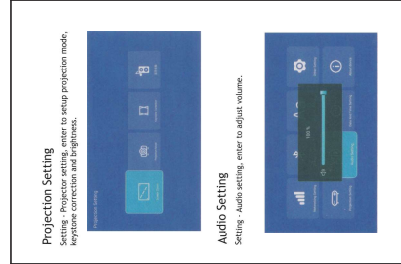



**Attention**  
Please read this manual carefully before use and keep it for future reference.

- The projector is not dustproof or waterproof.
- In order to reduce the risk of fire and electric shock, do not expose the projector to rain and fog.
- Please use the original power adapter. The projector will not work normally if you use a non-original power adapter.
- When using water to clean the projector, do not spray directly into the lens, the strong light will flash your eyes and cause slight pain. Children should use the projector under the supervision of adults.
- Do not cover the vents of projector, heating will reduce the projector's life.
- Regularly clean projector vents, or dust may cause cooling malfunction.
- Do not use the projector in greasy, damp, dusty or smoky environment. Oil or chemicals will cause malfunction.
- Please handle with care during daily use.
- Do not turn off the power if the projector is set of use for long time.
- Non-professionals are forbidden to disassemble the projector for testing and maintenance.



※ Quick Installation Guide ※



**Safety instructions**  
Please read the safety instructions, which is on the back of the projector. Read and understand this information carefully to avoid problems. Following safety instructions will increase the life of projector.

- Please consult the qualified personnel for installation and use. Do not use damaged wires, accessories and other peripherals.
- Projector should be kept away from flammable, explosive, strong electromagnetic interference (large radar stations, power stations, substations) etc. Strong ambient light (avoid light other peripherals).
- Do not cover projector vents.
- Please use the original power adapter.
- Keep adequate ventilation and make sure vents are not covered to avoid projector overheating.
- When projector is working, please do not look directly into the lens, the strong light will flash your eyes and cause slight pain.
- Do not bend or drag the power cord.
- Do not put power cord under projector or any heavy objects.
- Do not cover other air materials and power cord.
- Do not heat the power cord.
- Avoid touching power adaptor with wet hand.

**Disclaimer**  
Please refer to the back of the projector. The projector functions in this manual should be subject to the actual product. Our company is devoting to improve product functions and interface to meet the right to modify product functions and interface described in this manual without notice.

Please keep your device properly. We are not responsible for any loss caused by wrong operation of software/hardware or repairing or any other reasons. We are not responsible for any loss of any third party claims.

This manual has been carefully checked by professional engineers, please understand for any inevitable emissions.

